


Delta Kappa Gamma | Mary Jo Nettesheim Literary Competition

Students who are passionate about writing, illustrating, and creating are encouraged to enter this annual contest! It's a chance to share your work with others as you get to write about whatever you want!



- Fiction or Enhanced Personal Narrative books are first entered into a local DKG chapter. The top books from each chapter are sent to the State-Level Competition.
- Grades 3 - high school can enter books, which need to be illustrated throughout.
- Bilingual Spanish books are also accepted.
- Be aware of the word count for each grade level.
- Each student needs to complete his/her own book.
- See the ENTRY FORM for more details.

Your Writing Piece

First, do some brainstorming of possible topics on which to write—a vacation, a story with a lesson that was learned, a mystery, the sky is the limit.

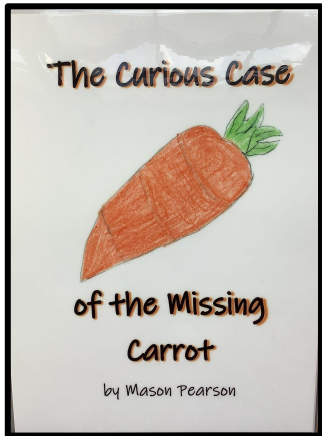


Next, most students create a story map or an outline, so their piece has a beginning, middle, and end.

Then, draft your writing. This can be done with pencil/paper or by typing.

Next, most students create a story map or an outline, so their piece has a beginning, middle, and end.

Revise your work. Be sure to have several people read your writing and give you feedback.


Finally, add illustrations...



Adding Illustrations

You will want to divide your writing into pages. Be sure to include a cover page and a title page.

The TITLE PAGE is required for this contest.

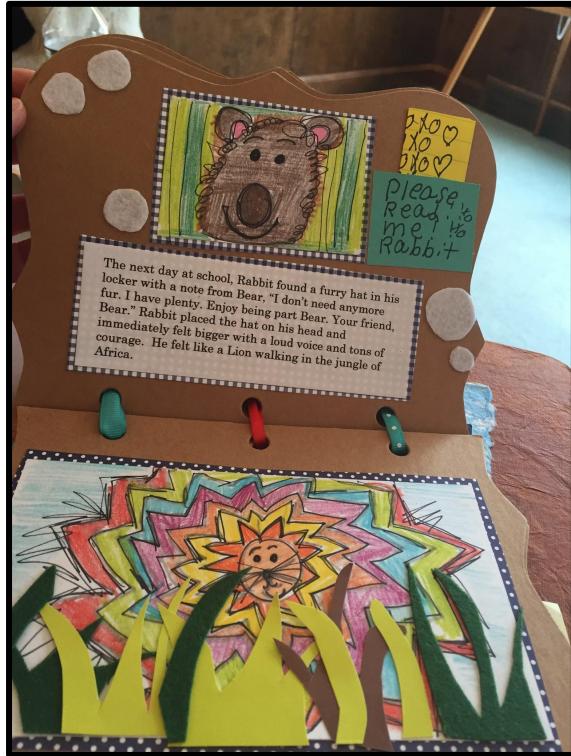


Illustrations can include...

- Drawings
- Collages
- Computer Art
- Paintings
- Photographs
- Google images

BUT, you must have illustrations throughout your story

Your book may have a shape to it.




Your book may be bound by yard, string, ribbon, or something creative.

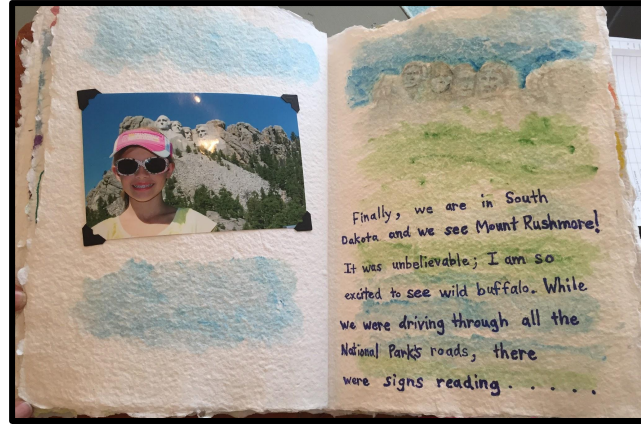
You may use material, construction paper, scrapbook paper, or something creative on your cover and in the book.



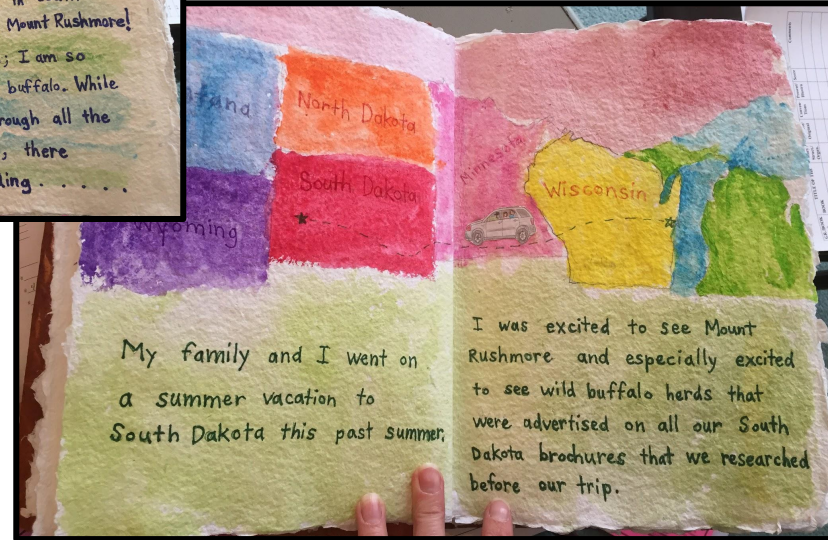
This book had a pocket and message, which tied into the story.



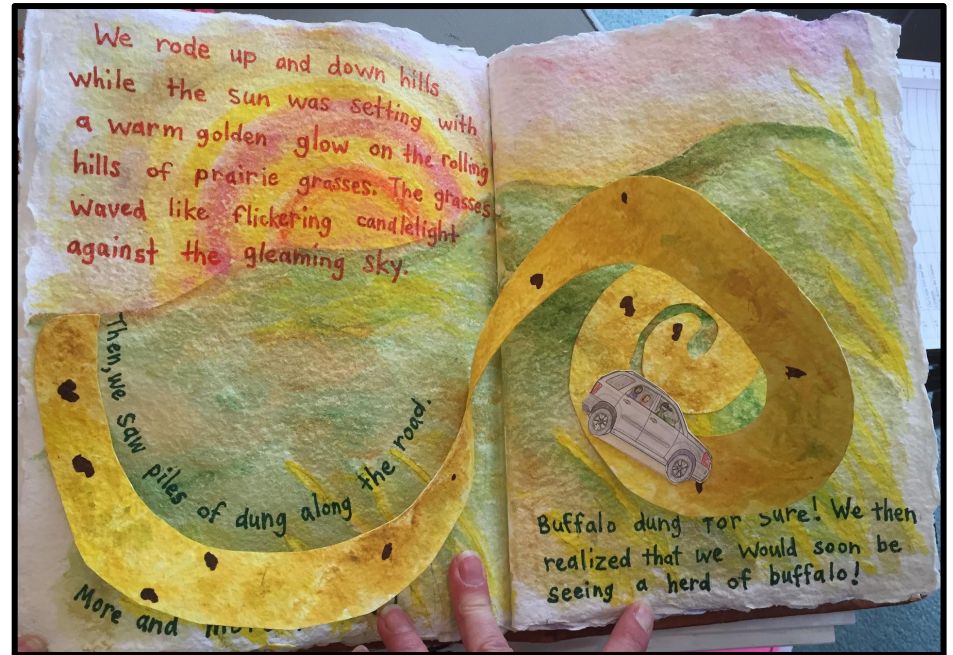
Soft water colors and photographs were a mixed medium for this book.



The author also hand wrote the book.



This student's book recalls a family vacation to South Dakota. The car was popped out of the book and repeated on several pages. The yellow road, on the right, also popped out of the book.



This author used a filter on a phone/ipad.

Think about how the picture uses the whole page, not just a small part with a lot of white space.

Orphan Train



Be creative with technology by inserting a picture onto a Google Image. You can use remove.bg to get rid of the background on a picture.



Remember to cite your picture's source on the last page of your writing piece.

Checklist when done...

- Cover page contains the title, author's name, and an illustration.
- The title page is the 2nd page. It has the book's title and author's name. It can have a dedication, grade level, school, or a made up publisher.
- Your written piece is in final copy form without any errors. Illustrations are included throughout your writing.
- Your book is bound together so that it stays secure.
- Your entry form is correctly completed and your writing is clear. This is bound as the last page of your book.

Enjoy the experience of becoming an author and illustrator!

2022 Winners

Click [here](#)

(On slide 11, you can click on the book's cover to see the whole book.)

2021 Winners

Click [here](#)

